

DUNKEL

Lisen Pousette

&

Olivia Rivière

*For More Than One Voice*







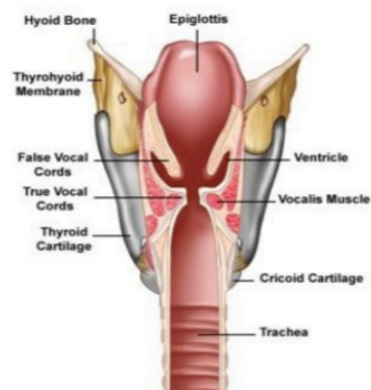




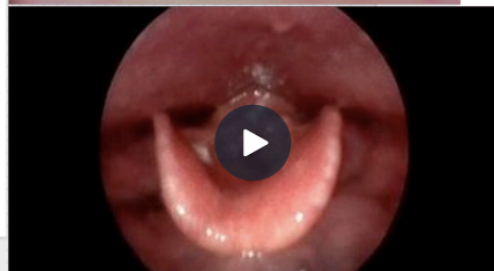
## CAVITY OF LARYNX

### 3 pairs of mucous folds

1. Aryepiglottic fold
2. Vestibular fold
3. Vocal fold




© Dr.N. Mugunthan



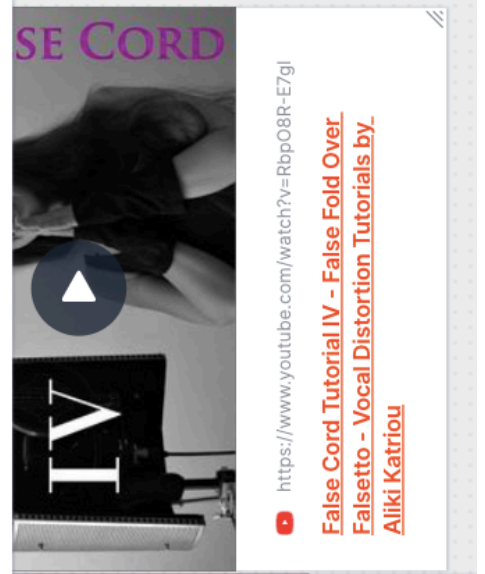
*The play between vocal emission and acoustic perception necessarily involves the internal organs. It implicates a correspondence with the fleshy cavity that alludes to the deep body, the most bodily part of the body. The impalpability of sonorous vibrations, which is as colorless as the air, comes out of a wet mouth and arises from the red of the flesh'*

*(Caverero, For More Than One Voice, p. 4)*

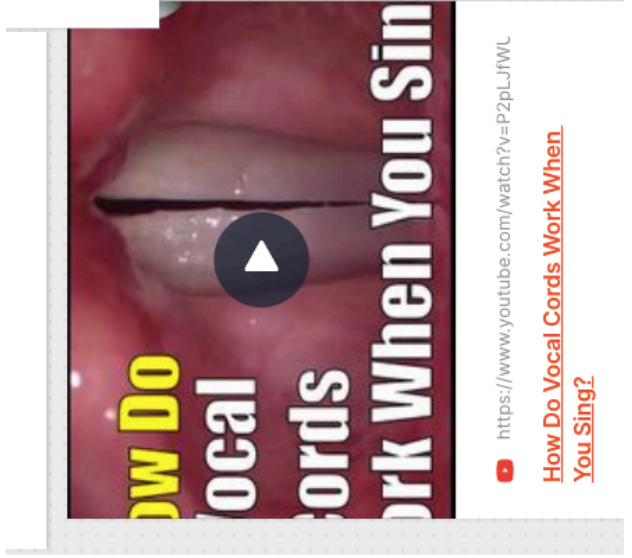




<https://www.youtube.com/watch?v=T3jRE2SPv-w>  
**Laryngoscopy\_ (False Cord, Fry, Throat Singing).  
Highlights**



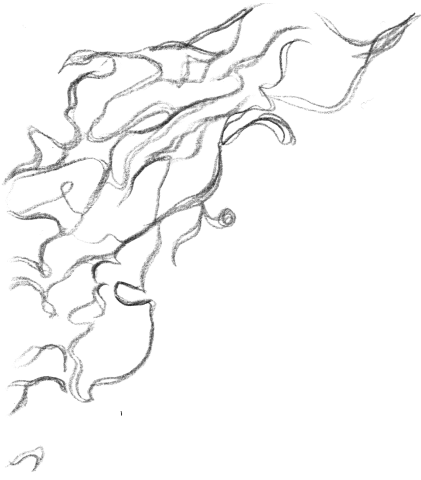
<https://www.youtube.com/watch?v=Rbp08R-E7gl>  
**False Cord Tutorial IV - False Fold Over  
Falsetto - Vocal Distortion Tutorials by  
Aiki Katriou**



<https://www.youtube.com/watch?v=P2pLJHwL>  
**How Do Vocal Cords Work When  
You Sing?**

“In the emission of sound that comes from the depths of the body and escapes to the outside in order to penetrate the ear of another, thus evoking another voice in response, the reciprocity of communicating is a revelation, a relation, and an (inter)dependence.” (Cavarero, The Vocal Body”





# Dunkel





# MDT program texts

The program texts is a series of unedited fanzine-style booklets available on the MDT website and in a limited cost price edition, printed, folded and stapled on MDT's Konica Minolta All-in-one Copier.

Find all MDT program texts at [www.mdtsthlm.se](http://www.mdtsthlm.se)

[Redacted]

[Redacted]

[Redacted]

[Redacted]

[Redacted]

[Redacted]

[Redacted]

[Redacted]

[Redacted]

[Redacted]